



ಬೃಹತ್ ಬೆಂಗಳೂರು ಮಹಾನಗರ ಪಾಲಿಕೆ  
Bruhat Bengaluru Mahanagara Palike



# BBMP COVID-19 WAR ROOM 18.09.2022



# OVERVIEW OF COVID-19 IN BENGALURU

**CASE TRENDS** ACTIVE CASES **2,497**

<u>Confirmed Cases</u>	<u>Recovered Cases</u>	<u>Death Cases</u>
<b>145</b> 18,70,114 #	<b>170</b> 18,50,630 #	<b>0</b> 16,987 #

**HOSPITALIZATION** **54**

<u>ICU – V</u>	<u>ICU</u>	<u>HDU</u>	<u>General</u>
-	16	6	32

INCLUDES GOVT. QUOTA AND PRIVATE WALK-IN HOSPITALIZATION

**VACCINATION** **4,627** 2,04,29,946 #

<u>First Dose</u>	<u>Second Dose</u>	<u>Precaution Dose</u>
<b>204</b> 96,72,694 #	<b>456</b> 94,67,189 #	<b>3,967</b> 12,90,063 #

**TRIAGING**

MTU  
**5**

Tele Triage  
**140**

**ACTIVE CLUSTERS**

**3**

Budding Clusters (<5 Cases)  
3

Clusters (> 5 cases)  
**0**

**TESTING** **12,287** 3,17,32,148 #

<u>Positivity : 1.78%</u>	<u>RAT</u>	<u>RTPCR</u>
<small>*FOR LAST 7 DAYS</small>	<b>2,312</b>	<b>9,975</b>

# : indicates cumulative numbers till date



# ABSTRACT OF COVID-19 SCENARIO IN BENGALURU

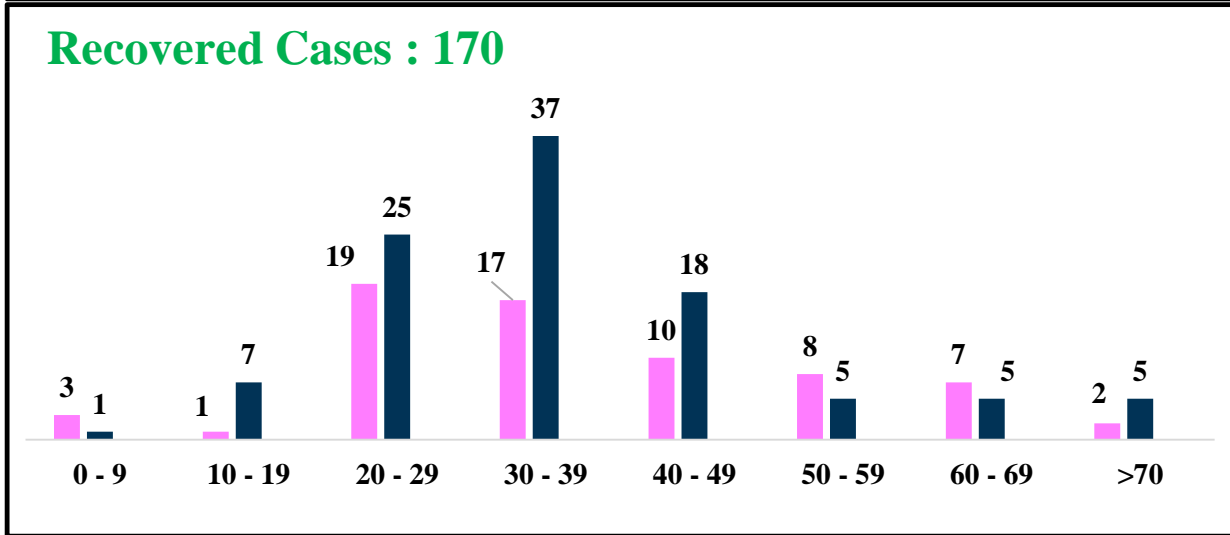
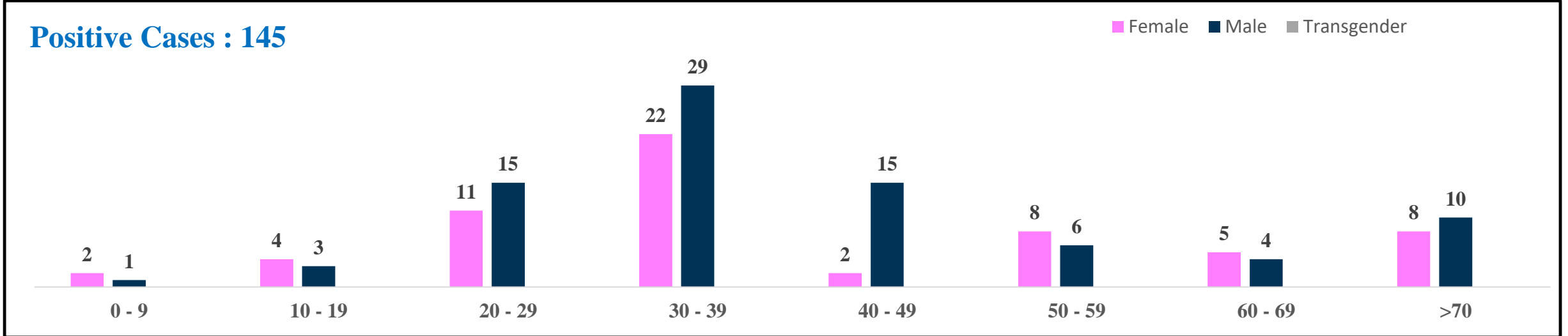


	MALE			FEMALE			TRANSGENDER			TOTAL		
	Last 24 Hours	Last 7 Days	Cumulative	Last 24 Hours	Last 7 Days	Cumulative	Last 24 Hours	Last 7 Days	Cumulative	Last 24 Hours	Last 7 Days	Cumulative
<b>Positive Cases</b>	83	892	11,02,304	62	646	7,66,918	0	0	196	145	1,538	18,70,114
<b>Recovered Cases</b>	103	925	10,89,875	67	724	7,60,661	0	0	187	170	1,649	18,50,630
<b>Death Cases</b>	0	4	10,759	0	0	6,224	0	0	4	0	4	16,987
<b>Total Tests Done</b>	<b>In Last 24 hrs. : 12,287</b>			<b>In last 7 days : 86,511</b>			<b>Cumulative : 3,17,32,148</b>					
<b>Vaccine Doses Administered</b>	<b>In Last 24 hrs. : 4,627</b>			<b>In last 7 days : 23,389</b>			<b>Cumulative : 2,04,29,946</b>					
<b>ACTIVE CASES</b>									<b>2,497</b>			

\*Covid deaths occurred today : 00 | Covid deaths occurred beyond last 24hrs., reported today : 0

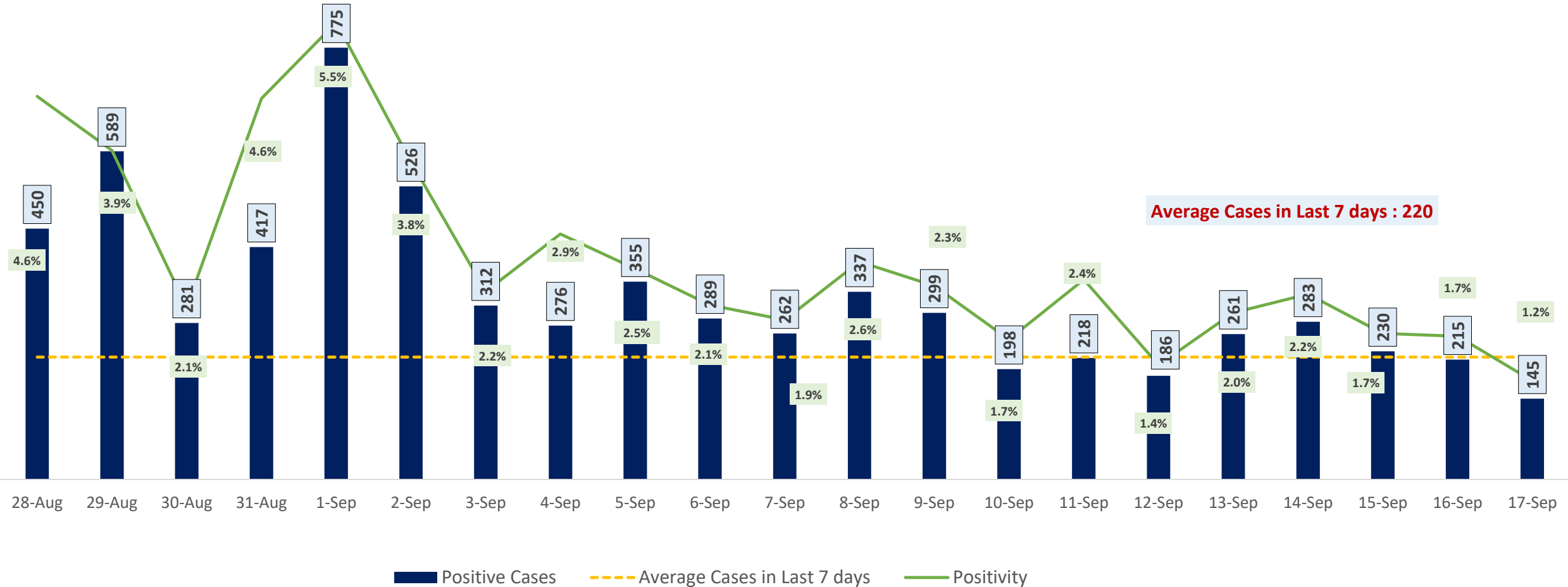


# LAST 24 HOURS AGE GROUP AND GENDER WISE DISTRIBUTION





# POSITIVITY RATE OF BENGALURU – LAST 21 DAYS

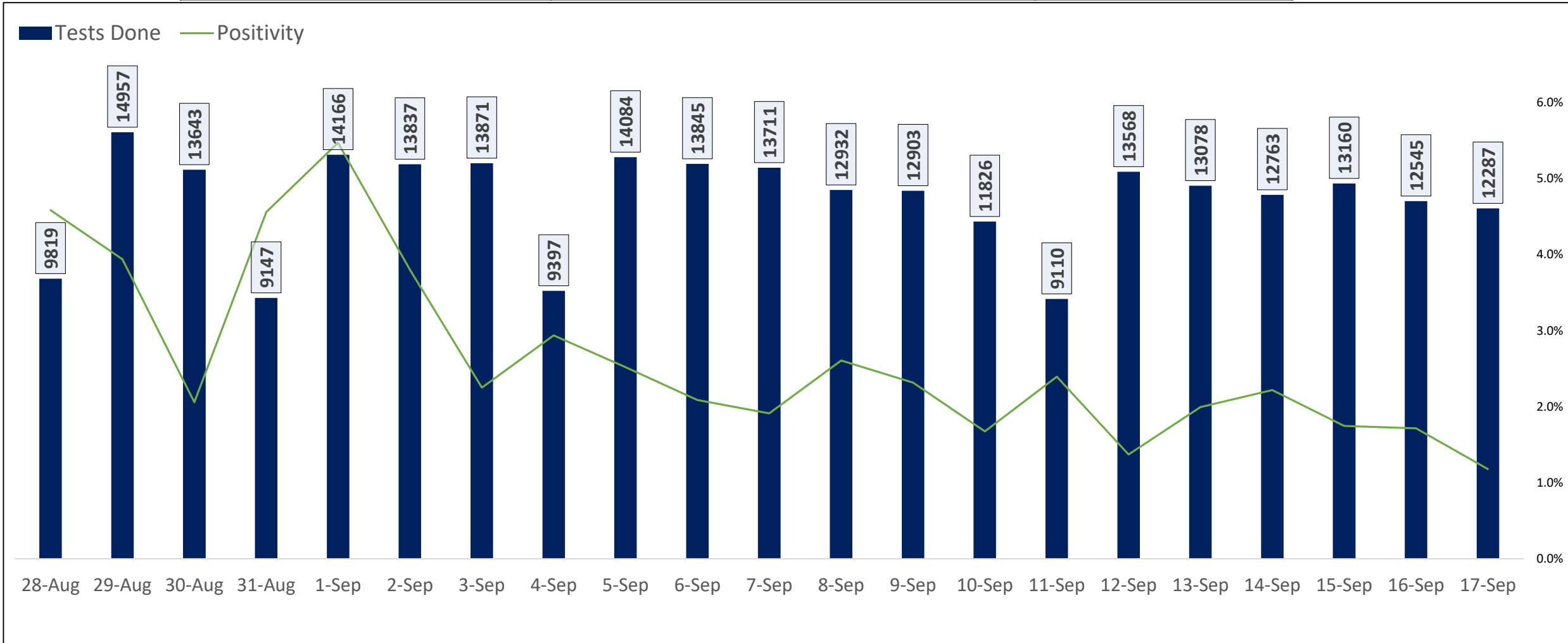




# TESTING TRENDS IN BENGALURU



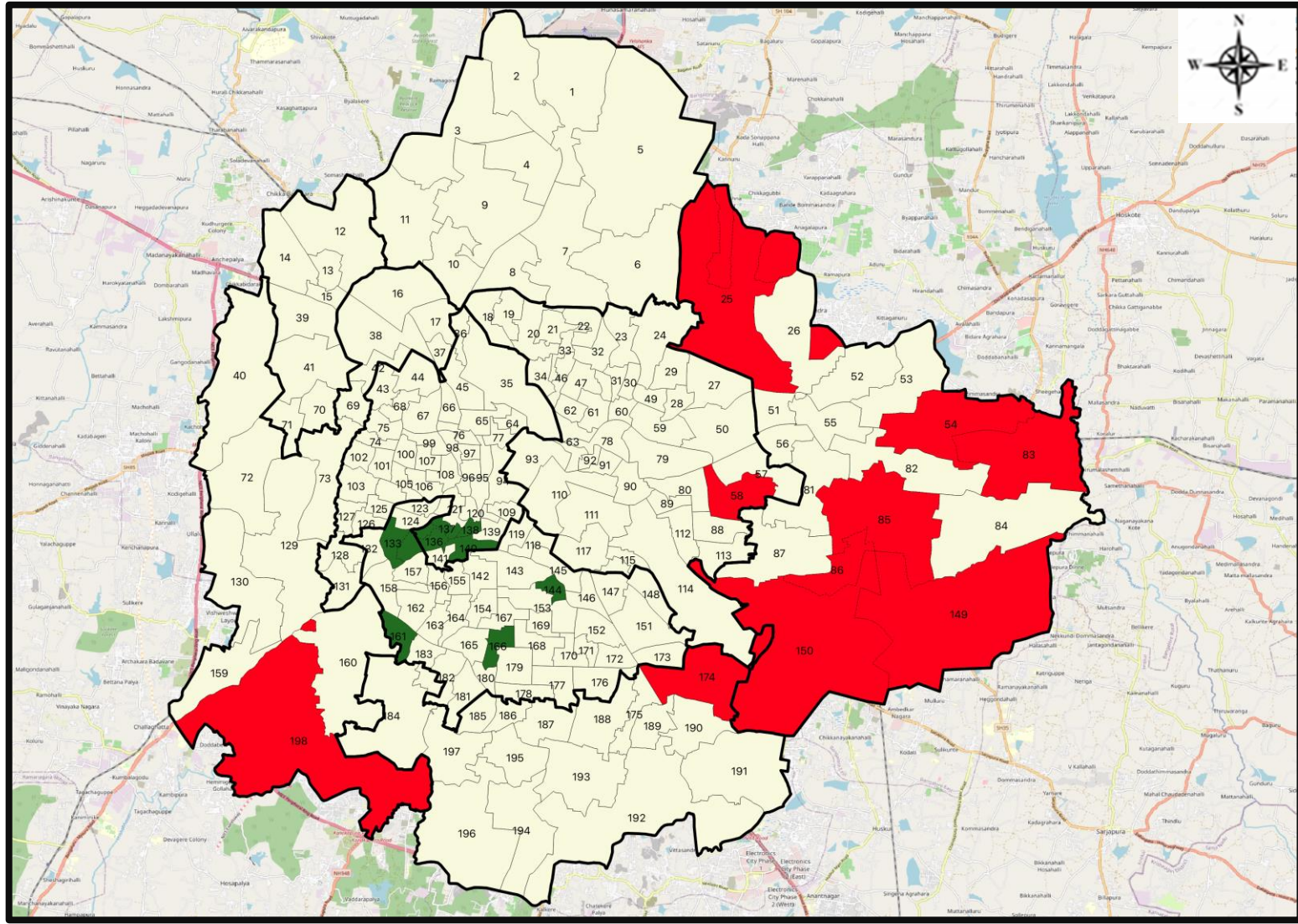
Total Test Conducted Till Date	Test Conducted Last 24 hours	Last 7 Days Average
3,17,32,148	12,287	12,359







# BENGALURU URBAN MAP SHOWING TREND OF POSITIVE CASES IN LAST 7 DAYS



## Top 10 wards reporting highest number of positive cases in last 7 days

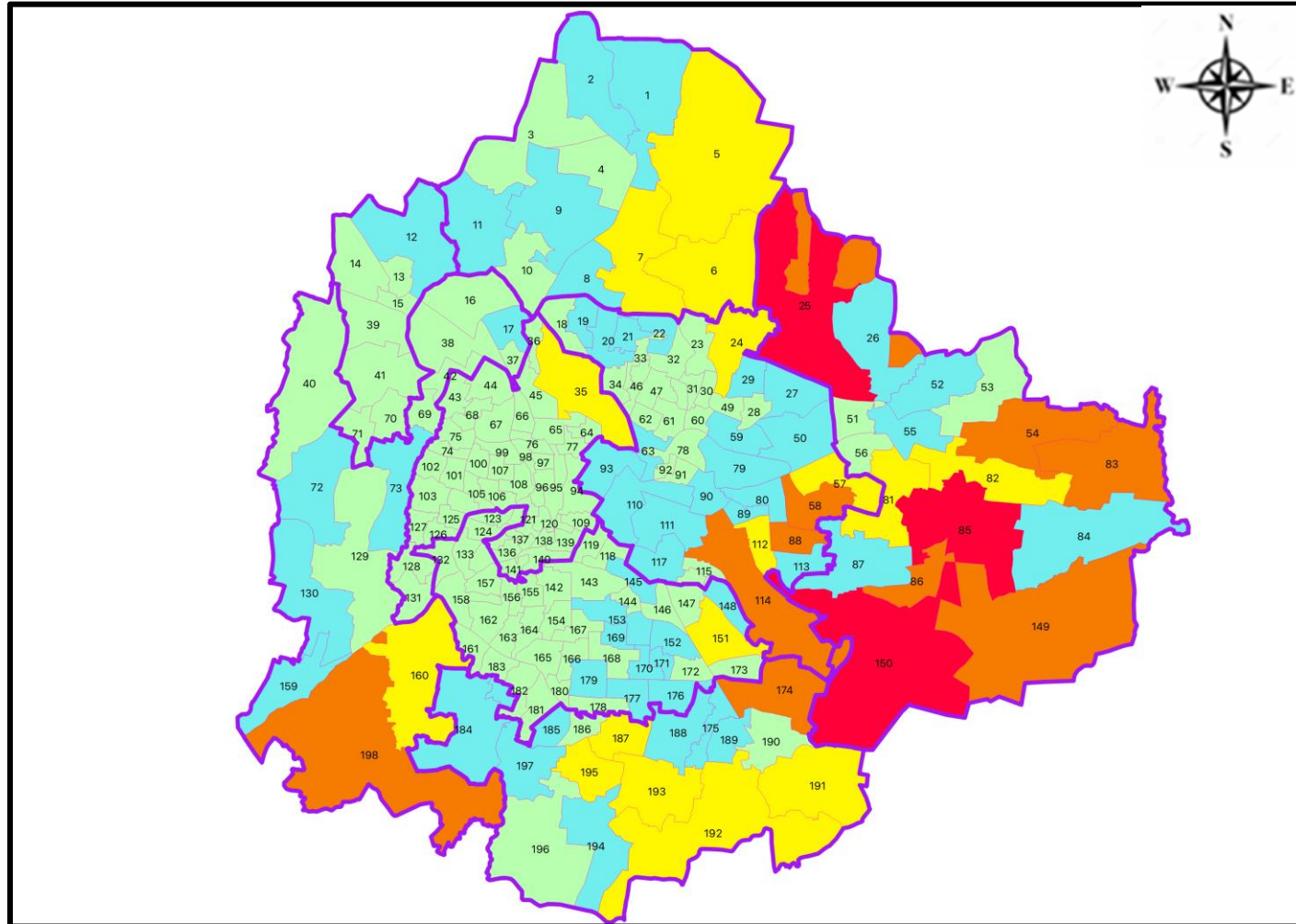
Ward No.	Ward Name	Daily Cases Average
150	Bellanduru	16
85	Dodda Nekkundi	9
25	Horamavu	8
149	Varthuru	7
83	Kadugodi	6
174	HSR Layout	5
58	New Tippasandra	5
54	Hudi	4
198	Hemmigepura	4
86	Marattahalli	4







## Top 10 wards reporting least number of positive cases in last 7 days

Ward No.	Ward Name	Daily Cases Average
133	Hampinagara	0
134	Bapuji Nagar	0
135	Padarayanapura	0
136	Jagajivanram Nagar	0
137	Rayapura	0
138	Chalavadipalya	0
140	Chamrajapet	0
144	Siddapura	0
161	Hosakerehalli	0
166	Karisandra	0



# BENGALURU MAP SHOWING INTENSITY OF POSITIVE CASES IN LAST 7 DAYS



-  **Level 1 : 0 to 5 Cases**
-  **Level 2 : 5 to 15 Cases**
-  **Level 3 : 15 to 25 Cases**
-  **Level 4 : 25 to 50 Cases**
-  **Level 5 : More than 50 Cases**
-  **Zone Boundaries**



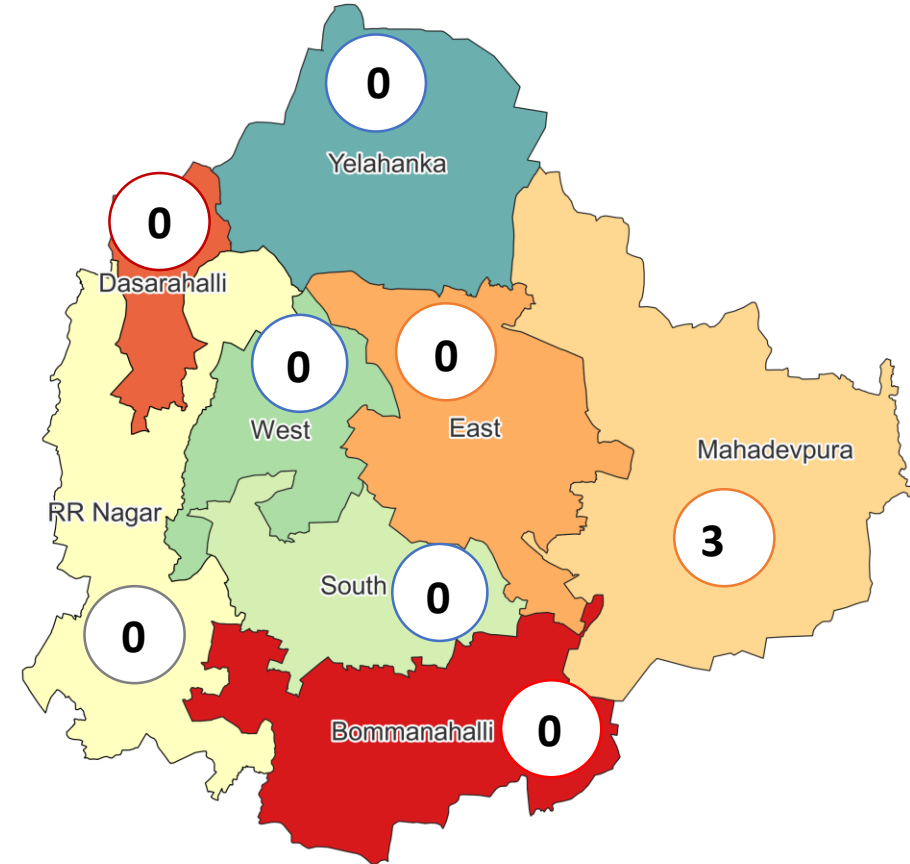


# CLUSTER DETAILS



Zone Name	TOTAL CLUSTERS	Budding Clusters	Clusters	Outbreaks
		Less Than 5 Cases	5 To 14 Cases	More Than 14 Cases
BOMMANAHALLI	0 (-)	0 (-)	0 (-)	0 (-)
DASARAHALLI	0 (-)	0 (-)	0 (-)	0 (-)
EAST	0 (-)	0 (-)	0 (-)	0 (-)
MAHADEVPURA	3 (-)	3 (-)	0 (-)	0 (-)
RR NAGAR	0 (-)	0 (-)	0 (-)	0 (-)
SOUTH	0 (-)	0 (-)	0 (-)	0 (-)
WEST	0 (-)	0 (-)	0 (-)	0 (-)
YELAHANKHA	0 (-)	0 (-)	0 (-)	0 (-)
<b>TOTAL</b>	<b>3 (-)</b>	<b>3 (-)</b>	<b>0 (-)</b>	<b>0 (-)</b>

## Total Active Clusters



### Types of Clusters

Zone Name	Apartments/ Villa	Individual House	Hostels/Quarters	Others	Schools/Colleges
BOMMANAHALLI	0 (-)	0 (-)	0 (-)	0 (-)	0 (-)
DASARAHALLI	0 (-)	0 (-)	0 (-)	0 (-)	0 (-)
EAST	0 (-)	0 (-)	0 (-)	0 (-)	0 (-)
MAHADEVPURA	3 (-)	0 (-)	0 (-)	0 (-)	0 (-)
RR NAGAR	0 (-)	0 (-)	0 (-)	0 (-)	0 (-)
SOUTH	0 (-)	0 (-)	0 (-)	0 (-)	0 (-)
WEST	0 (-)	0 (-)	0 (-)	0 (-)	0 (-)
YELAHANKHA	0 (-)	0 (-)	0 (-)	0 (-)	0 (-)
<b>TOTAL</b>	<b>3 (-)</b>	<b>0 (-)</b>	<b>0 (-)</b>	<b>0 (-)</b>	<b>0 (-)</b>

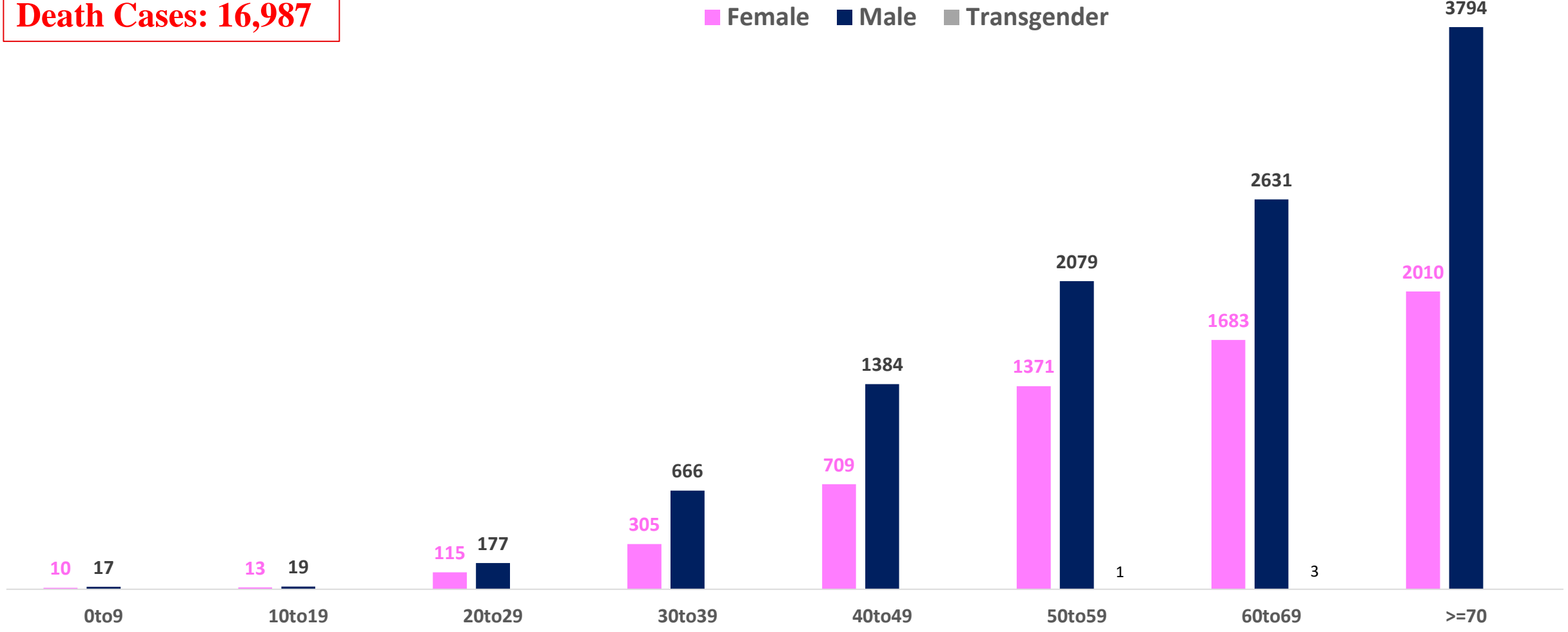
▲▼ : Shows increase and decrease in numbers as compared to previous day



# AGE AND GENDER WISE DISTRIBUTION OF DEATH CASES



**Death Cases: 16,987**





# COVID-19 SCENARIO IN BENGALURU AND OTHER METROPOLITAN CITIES



CITY NAME	Positive Cases	Active Cases	Recovered	Deceased	Vaccine Doses Administered
New Delhi	20,02,268	552	19,75,219	26,497	3,70,22,613
Bengaluru*	18,70,114	2,497	18,50,630	16,987	2,36,94,410
Mumbai	11,47,877	1,217	11,26,937	19,723	2,20,83,626
Chennai	7,88,937	2,277	7,77,591	9,069	1,12,89,042

Source : <https://dashboard.cowin.gov.in/> at 5:30pm (18.09.2022)  
Source : <https://www.covid19bharat.org/> at 5:30pm(18.09.2022)

\*includes BBMP & Bengaluru Urban



# SNAPSHOT OF COVID-19 CASES IN BENGALURU URBAN



**Total Wards With  
< =10 Cases\* :  
150**

**Tests Conducted  
on 17.09.2022:  
12,287**

**Recovery  
Rate\*:  
98.96%**

**Total  
Active Cases :  
2,497**

**Total Vaccinated  
on 17.09.2022:  
4,627**





**Positivity  
Rate\* :  
1.78%**

**Active  
Rate\*:  
0.13%**

**Case  
Fatality Rate\* :  
0.26%**

\*Total positive cases In the past 7 days

\*CFR and positivity is for Past 7 days

<b>Download BBMP Bulletin</b>	<a href="https://apps.bbmpgov.in/covid19/mediabulletin.php">https://apps.bbmpgov.in/covid19/mediabulletin.php</a>
<b>To register for vaccination :</b>	<a href="https://selfregistration.cowin.gov.in/">https://selfregistration.cowin.gov.in/</a>
<b>BBMP COVID19 Dashboard:</b>	<a href="https://apps.bbmpgov.in/covid19/">https://apps.bbmpgov.in/covid19/</a>
<b>Follow us on:</b>	 <a href="http://www.facebook.com/bbmp.comm1/">www.facebook.com/bbmp.comm1/</a>
	 <a href="https://twitter.com/BBMPCOMM">twitter.com/BBMPCOMM</a>
	  <a href="https://www.instagram.com/BBMPSplHealth">BBMPSplHealth</a>

Issued by:

Honorable Chief Commissioner, BBMP  
Special Commissioner Health & IT, BBMP  
MD, Bengaluru Smart City Limited

**THANK YOU !**

